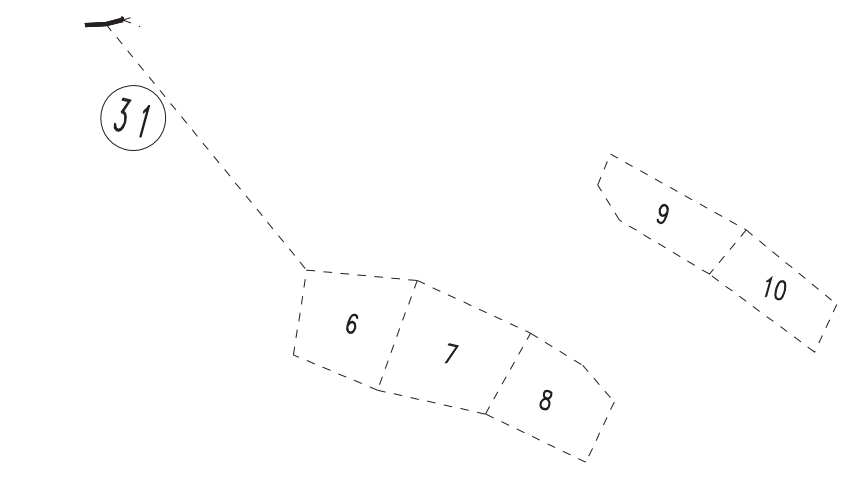


Ptn. Sec.20&21, T.2N.,R.7W., S.B.B.&M.  
Ptn. Ice House Canyon Tr., Gov't. Leases

Mount Baldy  
Tax Rate Area  
59001

0353-30

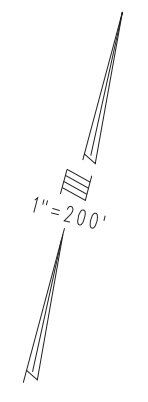
Ptn. Lot 4  
ICE HOUSE RESORT  
ICE HOUSE CYN.  
TRACT



15

14  
17 16  
20 21

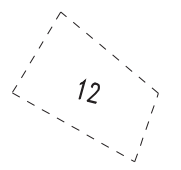
13



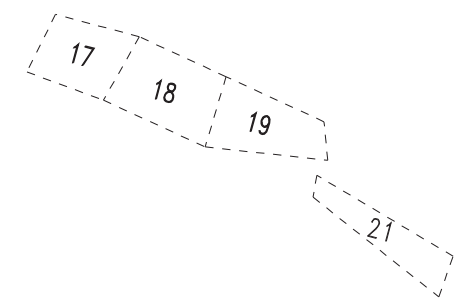
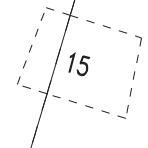

12

301

01



THIS MAP IS FOR THE PURPOSE  
OF AD VALOREM TAXATION ONLY.



15



12

REVISED

